


# Atlas of Total VET: who's training in my region?



Toni Cavallaro  
National Collections Manager  
NCVER

Community Colleges Australia Conference  
26 July 2017

# Overview



- NCVER and our data products
- Atlas of total VET
  - What is it?
  - What information is available
- Working example and demo
- Questions

# NCVER's data collections and surveys

- Collection and survey based
- Various levels of sophistication



## National VET Provider Collection

- Total VET activity (TVA)
- Government funded activity

## VET in Schools Collection /Young people



## Apprentice & Trainee Collection



## VET Finance Collection

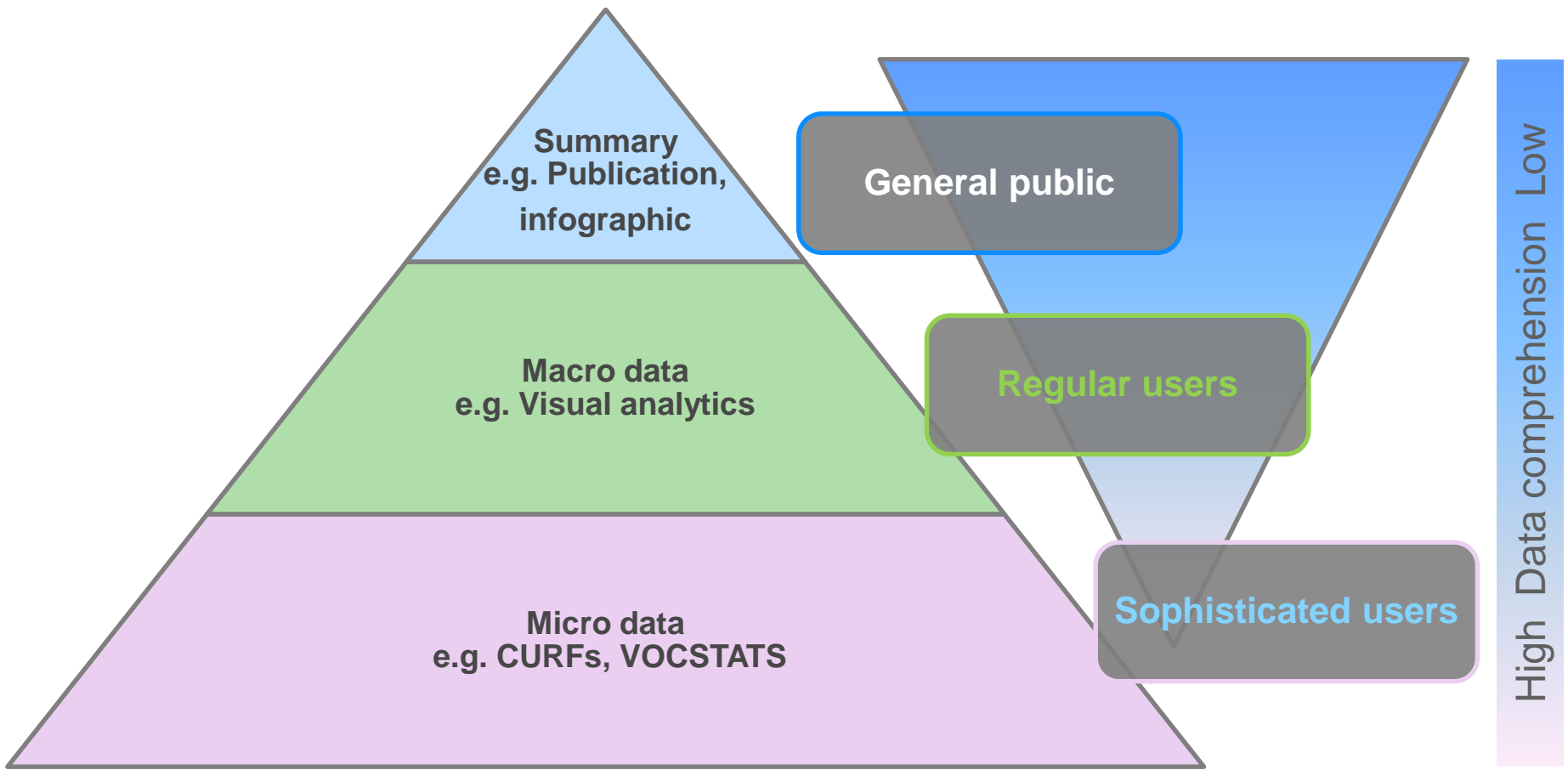


## Student Outcomes Survey



## Survey of Employers' Use and Views of the VET System

# NCVER Statistical capability framework



# TVA products, tools and resources

## General User

Basic understanding of data

### Infographics

Visual presentation of summary data in an engaging & easy to understand format

### Media release

Summary of data issued to media

### My Skills

Data supplied to Commonwealth's online tool providing information about registered training organisations

### Publication (Total VET students & courses)

Summary of Australia's VET system, delivered via both public and private providers, including students, participation, courses and qualifications

### Video

What is TVA?

## Regular users

Can understand tables and manipulate data

### Government briefing report

Overview of key findings and issues specifically for Commonwealth, State and Territory jurisdictions (not publicly available)

### Excel data slicer/ Quickstats

Customisable data for each state and territory

### Total VET students and courses by equity groups

Data visualisation

### Total VET students and courses by provider type

Data visualisation

### VET students by industry

Data visualisation

### Atlas of total VET

Data visualisation by geographic region

### Special reports

- AVS reports (for RTOs only)
- RTO reports (for VET regulators only)

### VOCExplore - RTO data visualisation

De-identified profile tool

## Sophisticated users

Must understand data items and concepts

### VOCSTATS

Online tool that allows users to construct their own tables using an interactive interface which can be exported in a variety of formats

### Confidentialised Unit Record Files

Data available via application and on signing an agreement

# What does the data tell us?

- Students
- Training activity
- Training providers
- Training outcomes



...so what data are available at a more localised level???

# What regional information is available?



Who funded the training

Standard publications

- State or Territory



Where the student lives



Where the training was delivered



Who delivered the training (RTO)

- State or Territory – 9 regions
- ARIA+

- Suburb/locality
- Postcode

Statistical Area Level 4 (SA4)  
107 regions with population 100,000 – 500,000

Statistical Area Level 3 (SA3)  
358 regions with population 30,000 – 130,000

Statistical Area Level 2 (SA2)  
2310 regions with population 3,000 – 25,000

Atlas of total VET

- State or Territory of head office
- TGA contact details



VOCExplore

# Atlas of total VET

- Mapping resource based on location of student's residence
- Presents total VET activity (TVA) data by geographical region
- State or territory level data down to statistical area level 2 (SA2) of the Australian Statistical Geography Standard (ASGS)
- Two ways to analyse data:
  - TVA by geographic region of students usual residence
  - Provider type and funding profile by SA3 [<currently under review>](#)



Note: ASGS provides a framework of statistical areas used by the Australian Bureau of Statistics (ABS) and other organisations to enable the publication of statistics that are comparable and spatially integrated. First introduced in 2011, the ASGS replaced the Australian Standard Geographical Classification (ASGC) that had been in use since 1984.



# Data available in the Atlas include:

- Totals
- Age by sex
- Prior education\*\*
- Equity groups\*\*
- Occupations
- Fields of education
- Training packages\*\*
- Program/Qualification ids
- Funding source\*\*
- Provider\*\*
- Load pass rates
- Completions\*\*

*\*\* additional drilldowns available*



## Some potential questions:



- ☐ What does the training profile of students look like for my area?
- ☐ What are the top training packages and qualifications delivered in the area?
- ☐ What are the enrolments by type of training provider?
- ☐ What about load pass rates?
- ☐ What is the funding profile for my area?
- ☐ How does this information compare to my competitors area? or surrounding regions?
- ☐ What do the statistics show within my region for SA2s or SA3s?
- ☐ What do the statistics show for a region that we want to emulate? Or has similar industries operating?



**Collection**

[Apprentices and trainees](#)

[Employer's use and views of the VET system](#)

[Students and courses](#)

[Student outcomes](#)

[VET finance](#)

[VET in schools](#)

[View other collections →](#)

**Data**

[All data](#)

[About our data](#)

[Atlas of total VET](#)

[AVETMISS](#)

[Infographics](#)

[Total VET activity](#)

[VET graduate outcomes](#)

[VET students by industry](#)

[VOCSTATS](#)

**Find by**

[Characteristics](#)

[Measures](#)

**Characteristics**

[Age](#)

[Apprenticeship / traineeship](#)

[Disability](#)

[Employment status](#)

[View all characteristics →](#)

**Measures**

[Cancellations / withdrawals](#)

[Commencements](#)

[Employment status](#)

[Enrolments](#)

[View all measures →](#)

**March quarter**

286 500 apprentices and trainees in training as at 31 March 2016.

**Trends in VET: policy and participation**

3 case studies highlight how policy has



**Interested in how private RTOs support early school leavers?**

**New research investigates their perspectives on teaching and learning**

**VOCEDplus**

International research database for tertiary education.



# Atlas of total VET

[www.ncver.edu.au](http://www.ncver.edu.au) -> data -> Atlas of total VET

Atlas of total VET

Data visualisation



GO Atlas of total VET - Training profile by statistical area of student residence



## ATLAS OF TOTAL VET 2015



[Back to introduction](#)

Please wait for the map to appear and then use the filters below to select a statistical area

[Help?](#)

State or territory

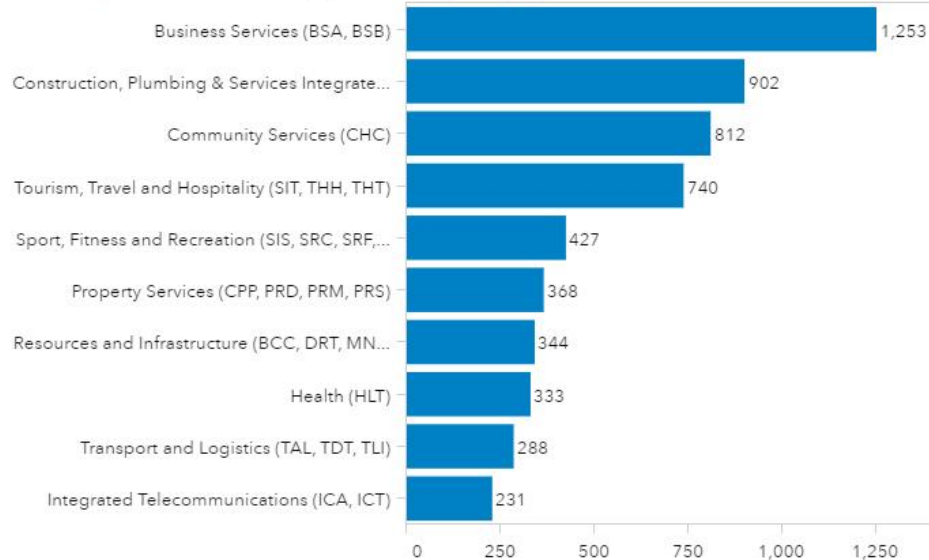
Statistical area level 4 (SA4)

Broadbeach - Burleigh

Statistical area level 2 (SA2)

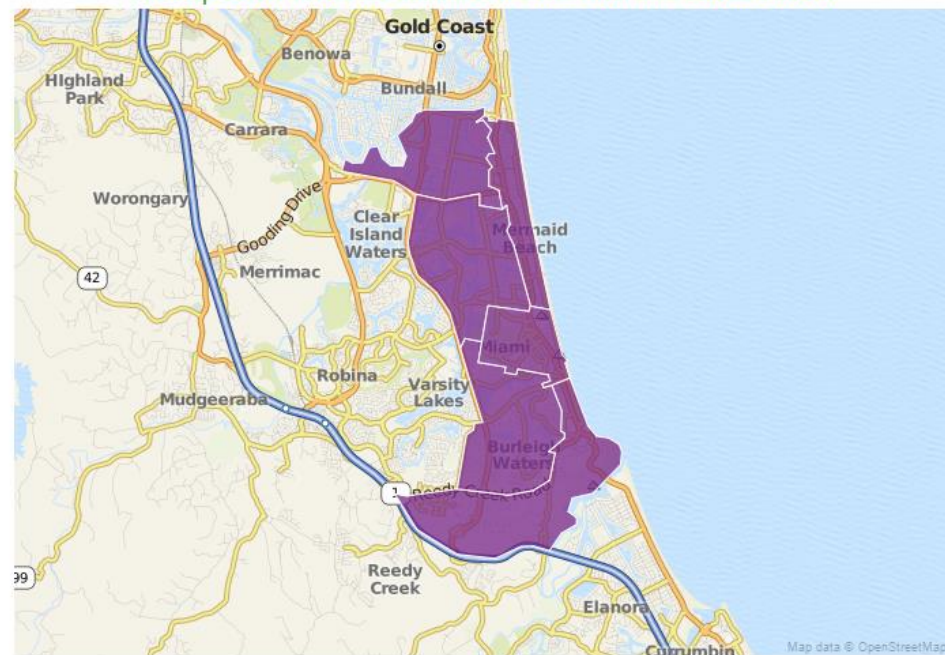
The charts below present the training profile for the statistical area selected above

Program enrolments: most popular training packages (double click for additional information)



Occupations FOE Training Packages Programs Funding

The map below shows the outline of the statistical area selected above



Map data © OpenStreetMap



# Atlas of total VET

[www.ncver.edu.au](http://www.ncver.edu.au) -> data -> Atlas of total VET

Atlas of total VET

Data visualisation



## ATLAS OF TOTAL VET 2015

[Back to introduction](#)

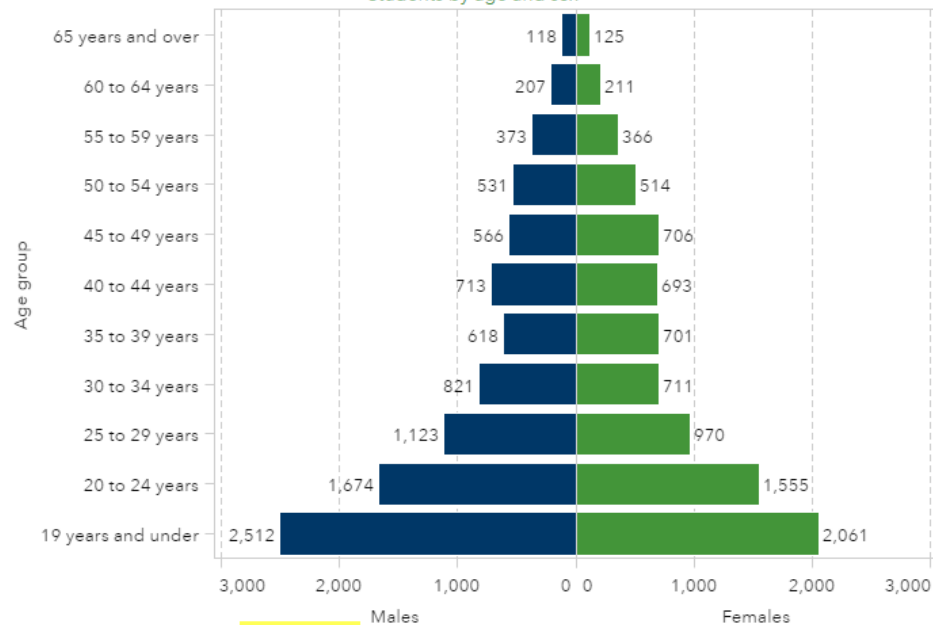
Please wait for the map to appear and then use the filters below to select a statistical area

[Help?](#)

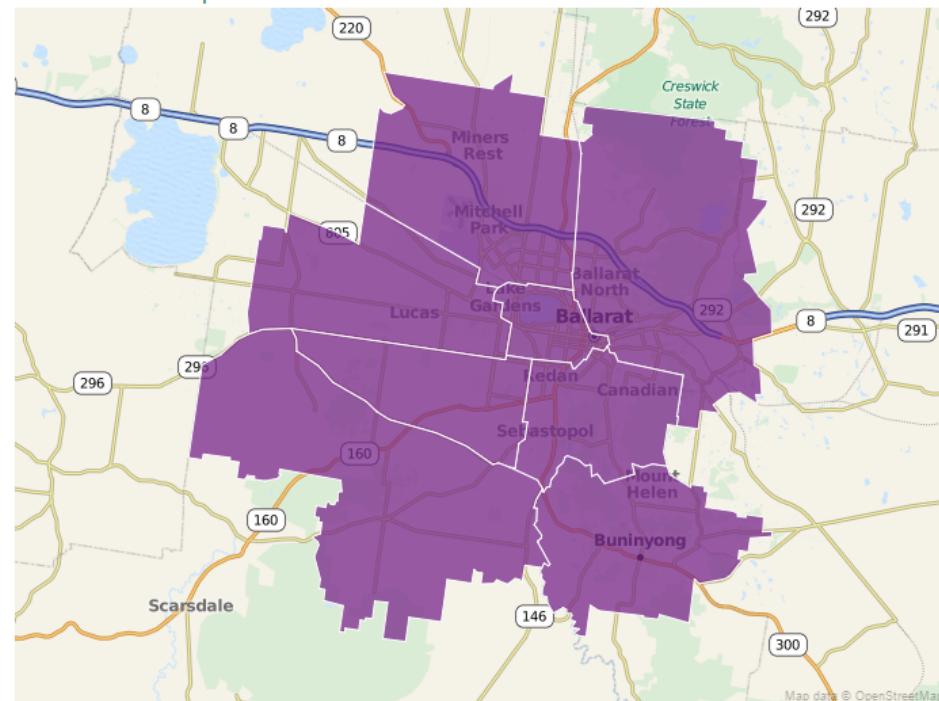
Victoria Ballarat Ballarat Statistical area level 2 (SA2)

The charts below present the training profile for the statistical area selected above

Students by age and sex



The map below shows the outline of the statistical area selected above



Totals Age by Sex Prior Education Equity Groups Occupations

Live demo

[www.ncver.edu.au](http://www.ncver.edu.au)



# Preview – enhancements to the Atlas of Total VET

### Training profile by statistical area of training delivery



[Back to introduction](#)

View training delivery locations in Australia for selected training packages and/or specific programs

[Help?](#)

Select training package

Business Services (BSA, BSB)

Search for program(s) by code or keyword

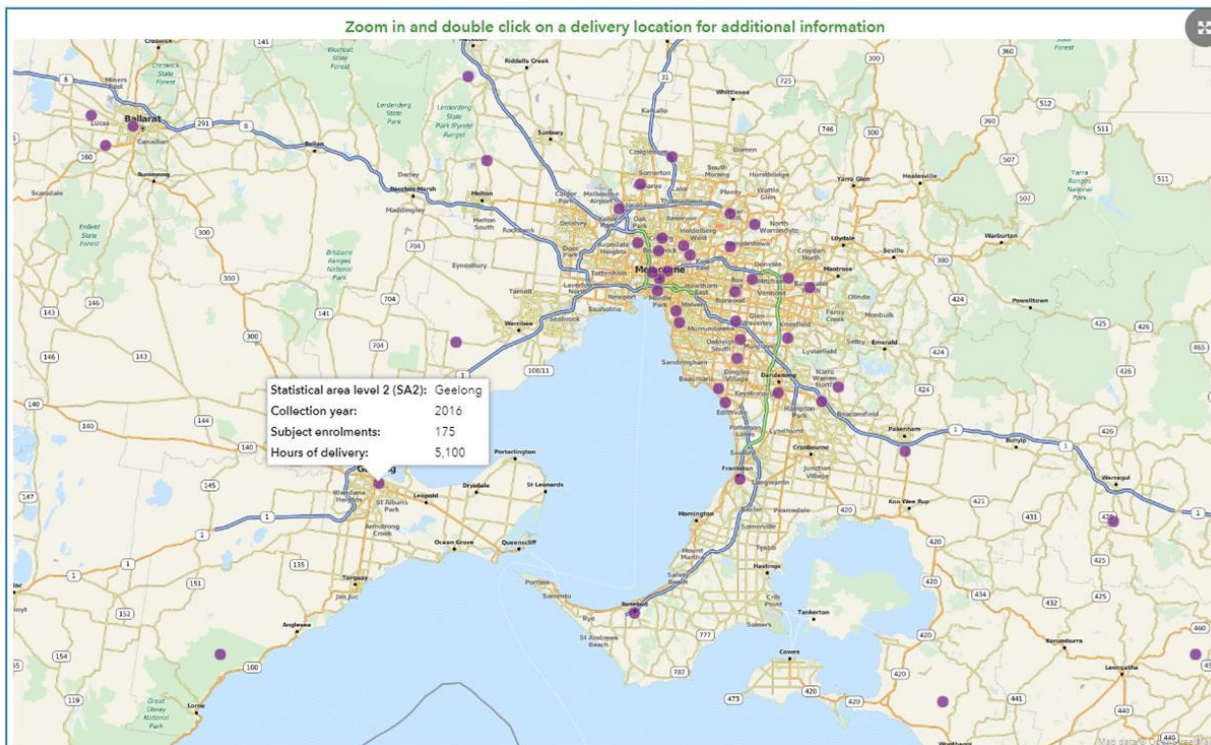
Program search

Select specific program(s) from list below

- |                                     |   |
|-------------------------------------|---|
| <input type="checkbox"/>            | BSB30315 - CERTIFICATE III IN MICRO BUSINESS OPERATIONS |
| <input type="checkbox"/>            | BSB30407 - CERTIFICATE III IN BUSINESS ADMINISTRATION   |
| <input type="checkbox"/>            | BSB30412 - CERTIFICATE III IN BUSINESS ADMINISTRATION   |
| <input checked="" type="checkbox"/> | BSB30415 - CERTIFICATE III IN BUSINESS ADMINISTRATION   |
| <input checked="" type="checkbox"/> | BSB30612 - CERTIFICATE III IN INTERNATIONAL TRADE       |
| <input checked="" type="checkbox"/> | BSB30615 - CERTIFICATE III IN INTERNATIONAL TRADE       |
| <input type="checkbox"/>            | BSB30712 - CERTIFICATE III IN WORK HEALTH AND SAFETY    |
| <input type="checkbox"/>            | BSB30715 - CERTIFICATE III IN WORK HEALTH AND SAFETY    |
| <input type="checkbox"/>            | BSB30807 - CERTIFICATE III IN RECORDKEEPING             |

Select provider type

Community education provider



# Preview – enhancements to the Atlas of Total VET

### Training profile by statistical area level 2 (SA2)

[Back to introduction](#)

Select training package

Training package

Search for program(s) by code or keyword

Program search

Select specific program(s) from list

- ☐ ACM10110 - CERTIFICATE I IN ANIMAL
- ☐ ACM20110 - CERTIFICATE II IN ANIMAL
- ☐ ACM30110 - CERTIFICATE III IN ANIMAL
- ☐ ACM30210 - CERTIFICATE III IN ANIMAL
- ☐ ACM30310 - CERTIFICATE III IN ANIMAL
- ☐ ACM30410 - CERTIFICATE III IN ANIMAL
- ☐ ACM30510 - CERTIFICATE III IN ANIMAL
- ☐ ACM30612 - CERTIFICATE III IN ANIMAL
- ☐ ACM40110 - CERTIFICATE IV IN ANIMAL

Select provider type

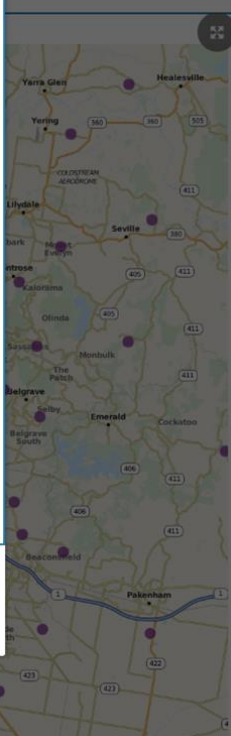
Community education provider

### Additional Information for Delivery Locations Map

Statistical area level 2 (SA2)	Training package	Training package program	Provider type	Subject enrolments	Hours of delivery	
Melbourne	Agriculture, Horticulture and Conservation and Land Management (AHC, RTD, RTE, RTF, RUA, RUH, AGF, AGR)	AHC20610 - CERTIFICATE II IN PARKS AND GARDENS	Community education provider	1,654	45,865	
		AHC30710 - CERTIFICATE III IN HORTICULTURE	Community education provider	8	510	
		AHC30910 - CERTIFICATE III IN LANDSCAPE CONSTRUCTION	Community education provider	200	4,350	
		AHC31010 - CERTIFICATE III IN PARKS AND GARDENS	Community education provider	31	1,070	
		AHC31110 - CERTIFICATE III IN PRODUCTION NURSERY	Community education provider	74	2,570	
	Business Services (BSA, BSB)	BSB40407 - CERTIFICATE IV IN SMALL BUSINESS MANAGEMENT	Community education provider	310	10,850	
		BSB40415 - CERTIFICATE IV IN SMALL BUSINESS MANAGEMENT	Community education provider	180	7,735	
	Community Services (CHC)	CHC30113 - CERTIFICATE III IN EARLY CHILDHOOD EDUCATION AND CARE	Community education provider	502	22,949	
		CHC30312 - CERTIFICATE III IN HOME AND COMMUNITY CARE	Community education provider	17	605	
		CHC33015 - CERTIFICATE III IN INDIVIDUAL SUPPORT	Community education provider	10	60	
		CHC40312 - CERTIFICATE IV IN DISABILITY	Community education provider	10	610	
		CHC43215 - CERTIFICATE IV IN ALCOHOL AND OTHER DRUGS	Community education provider	8	0	
		CHC43315 - CERTIFICATE IV IN MENTAL HEALTH	Community education provider	8	0	
		CHC50113 - DIPLOMA OF EARLY CHILDHOOD EDUCATION AND CARE	Community education provider	6,126	385,041	
		CHC50612 - DIPLOMA OF COMMUNITY SERVICES WORK	Community education provider	670	52,240	
		CHC51712 - DIPLOMA OF COUNSELLING	Community education provider	459	24,880	
		CHC52015 - DIPLOMA OF COMMUNITY SERVICES	Community education provider	19	1,700	
		Construction, Plumbing & Services Integrated...	CPC10111 - CERTIFICATE I IN CONSTRUCTION	Community education provider	162	3,676
		Non-training package	Non-training package program	Community education provider	28,777	46,263
		Tourism, Travel and Hospitality (SIT, THH, THT)	SIT31013 - CERTIFICATE III IN CATERING OPERATIONS	Community education provider	30	542
Training and Education (BSZ, TAA, TAE)	TAE40110 - CERTIFICATE IV IN TRAINING AND ASSESSMENT	Community education provider	29	760		

Please note: for confidentiality reasons, subject enrolment and hours counts of less than five (5) have been set to missing, as represented by a dot.

Close





# Future directions



- 2016 data will be released on 22 August 2017
- Atlas of total VET will include a revamped section relating to training delivery locations (preview slides)
- Likely expansion to other collections and surveys in 2018
- VOCExplore tool likely available in late 2017 or early 2018



# Questions?



# Thank you



# Stay connected

## Subscribe

at [www.ncver.edu.au](http://www.ncver.edu.au)

## Follow



[twitter.com/ncver](https://twitter.com/ncver) or [@ncver](https://twitter.com/ncver)



[linkedin.com/company/ncver](https://linkedin.com/company/ncver)